

Gusher® Galley

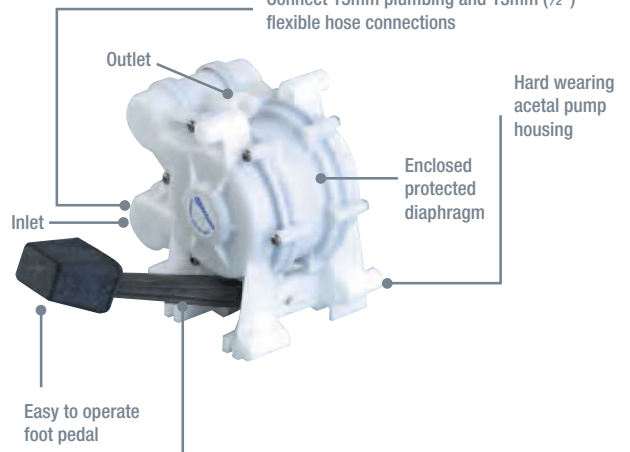
The simple solution for fresh water delivery in small galleys

Features and Benefits

Whale manual self priming galley pumps - simple foot operated solution for pumping water in the galley

- Smooth double action
- Self primes and operates dry without damage
- Easy, smooth hands free operation
- Ease of installation - Multi-directional inlet and outlet hose connections
- 3 mounting options (including thru bulkhead)
- Left and right oriented foot lever versions available
- Also ideally used to prime Whale In-Line Booster pumps
- Pumps fresh and salt water
- 15 ltrs (4 US gals) per minute

Straight forward installation
multi-directional inlet and outlet ports
Simple plumbing - Suitable for Whale Quick Connect 15mm plumbing and 13mm (1/2") flexible hose connections



Model to suit most galley layouts left /right lever options available

Note - left lever mount version shown

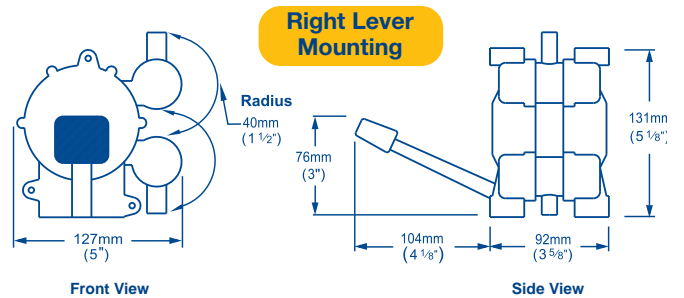
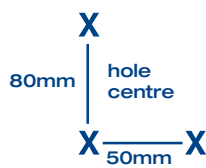
COMPLETE YOUR SYSTEM

Freshwater system accessories such as water filters, and pipework connections

YOU MAY ALSO LIKE

- Whale water filters
- Whale inline booster pumps to fit with Gusher Galley
- Watermaster Automatic Pressure Pumps

Product Information



Model Specifications

Model	Gusher® Galley Mk 3	
Product Code	GP0550	GP0551
Lever Mounting	Right	Left
Weight	0.7 kg (1.5 lbs)	
Hose Connections	Suitable for Connection to Whale Quick Connect 15 mm Plumbing 13 mm (1/2") Flexible Hose	
Materials	Pump Body: Acetal, Nylon. Lever: LM6 Aluminium Alloy Diaphragm: Nitrile®, Neoprene, Fasteners: Stainless Steel	
Service Kit	AK0553 - Service Kit for Gusher® Galley (suitable for Mk 3 only) Contains: Diaphragm, Valves and Seals AS0556 - Piston and Operating Kit	
Maximum Suction Lift	2 m (7 ft)	
Maximum Discharge Head	3 m (10 ft)	
Maximum Output per Minute	15 ltrs (4 US gals)	

Note: These specifications are retail items only.
For details of our bulk pack range for boat builders and wholesalers - contact Whale Support.

