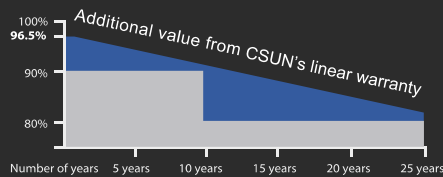


# Mars Series Half cell Modules

The power output shall not be less than 96.5% of the minimum power output stated in the product data sheet in the first year of the product's life cycle. The loss of power output shall not exceed 0.7% per year thereafter, ending with 80.18% in the 25th year.

■ CSUN    ■ Standard warranty

CSUN's NEW linear performance warranty



# CSUN 410-108M

High efficiency PERC tech for esthetic applications

Module Fire Performance: Type 1 (UL 1703)

Fire Resistance Rating: Class C (IEC 61730)

CSUN390-108M

CSUN395-108M

CSUN400-108M

CSUN405-108M

CSUN410-108M

CSUN415-108M

## 21.30%

Module efficiency

## 415W

Highest power output

## 10 Year

Material & workmanship warranty

## 25 Year

Linear power output warranty



Industry leading conversion efficiency



Certificated to withstand wind (2400 Pa) and snow load (5400 Pa)



Positive tolerance offer



Excellent performance under weak light condition



Passed salt mist & ammonia corrosion, blowing sand and hail testing



Good temperature coefficient enables better output in hot climates

**Munich RE**  
Munich Re providing Re in surance



All rights reserved by JSM  
Version 1/2020

All information and data are subject to change without notice and are provided without liability.

## Electrical Characteristics at Standard Test Conditions (STC)

Module Type	CSUN390-108M	CSUN395-108M	CSUN400-108M	CSUN405-108M	CSUN410-108M	CSUN415-108M
Maximum Power - P <sub>mpp</sub> (W)	390	395	400	405	410	415
Positive Power Tolerance	±3%	±3%	±3%	±3%	±3%	±3%
Open Circuit Voltage - Voc (V)	36.85	36.98	37.07	37.23	37.32	37.45
Short Circuit Current - Isc (A)	13.61	13.70	13.79	13.87	13.95	14.02
Maximum Power Voltage - V <sub>mpp</sub> (V)	30.64	30.84	31.01	31.21	31.45	31.61
Maximum Power Current - I <sub>mp</sub> (A)	12.73	12.81	12.90	12.98	13.04	13.13
Module Efficiency	20.0%	20.2%	20.5%	20.8%	21.0%	21.3%

Electrical data relates to standard test conditions (STC): irradiance 1000W/m<sup>2</sup>; AM 1.5; cell temperature 25°C measuring uncertainty of power is within ±3%. Certified in accordance with IEC61215, IEC61730-1/2 and UL 1703.

## Electrical Characteristics at Nominal Operating Cell Temperature (NOCT)

Module Type	CSUN390-108M	CSUN395-108M	CSUN400-108M	CSUN405-108M	CSUN410-108M	CSUN415-108M
Maximum Power - P <sub>mpp</sub> (W)	294	298	302	306	310	314
Open Circuit Voltage - Voc(V)	34.62	34.75	34.88	35.12	35.23	35.37
Short Circuit Current - Isc(A)	10.89	10.96	11.03	11.10	11.16	11.22
Maximum Power Voltage - V <sub>mpp</sub> (V)	28.87	29.08	29.26	29.47	29.72	29.89
Maximum Power Current - I <sub>mp</sub> (A)	10.18	10.25	10.32	10.38	10.43	10.50

Electrical data relates to nominal operating cell temperature (NOCT): irradiance 800 W/m<sup>2</sup>; wind speed 1 m/s; cell temperature 45°C ambient temperature 20°C measuring uncertainty of power is within ±3%

## Temperature Characteristics

Voltage Temperature Coefficient	-0.28%/°C
Current Temperature Coefficient	+0.05%/°C
Power Temperature Coefficient	-0.36%/°C

## Maximum Ratings

Maximum System Voltage (V)	1500
Series Fuse Rating (A)	15
Reverse Current Overload (A)	20

## Mechanical Characteristics

Dimensions	1724x1134x30mm - frame thickness upon request
Weight	20.5kg
Frame	Anodized aluminum profile – black frame upon request
Front Glass	Toughened low iron glass,3.2 mm
Cell Encapsulation	EVA (Ethylene-Vinyl-Acetate)
Back Sheet	Composite film – black back sheet upon request
Cells	54x2 pieces
Junction Box	IP 68, TUV & UL
Cable	4 mm <sup>2</sup>
Connector	MC 4/ compatible with MC 4

## Packaging


Container 20'	300 pcs.
Container 40'	-- pcs.
Container 40'HC	936 pcs.

## System Design

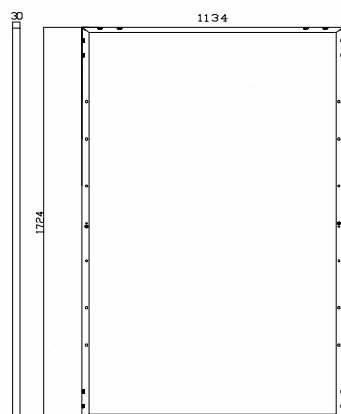
Temp. Range	-40°F to +185°F (-40°C to +85°C)
Hail	Max. diameter of 0.98" (25mm) with impact speed of 51.2mph (23m/s)
Max. Capacity	Wind 2400Pa, snow 5400Pa – 7200Pa upon request
Application Class	A
Safety Class	II

## Dimensions

Note: mm (inch)



FRONT VIEW



Units: mm(inch)

Tolerance:  
Length: ±2mm  
Width: ±2mm  
Height: ±1mm  
Pitch-row: ±1mm

## IV-Curves

